

Facts & Figures

DEMOGRAPHICS

Population

2016	2060 (projected)
161.7 million	209.0 million
(50.8% of total)	(50.2% of total)

Median Age

Women	Men
39.0 years old	36.3 years old


SOURCE: U.S. Census Bureau, Current Population Survey

BUSINESS

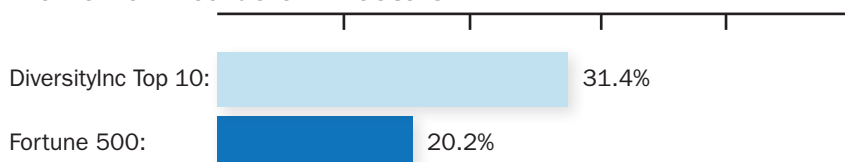
Women in Senior Management



Women in Management



Women on Boards of Directors



SOURCE: Center for American Progress

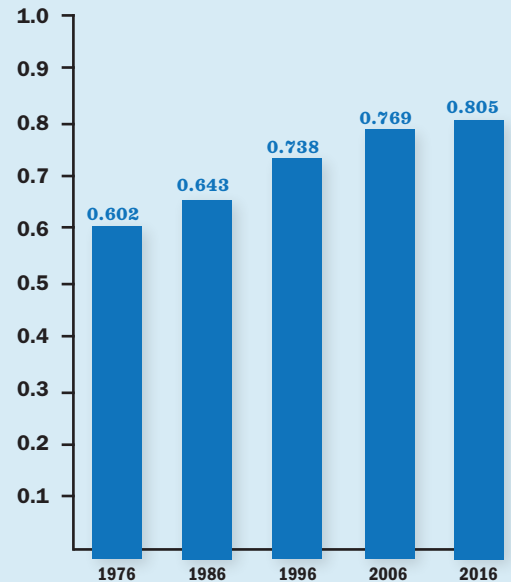
FINANCES

Earnings of Full-Time, Year-Round Workers

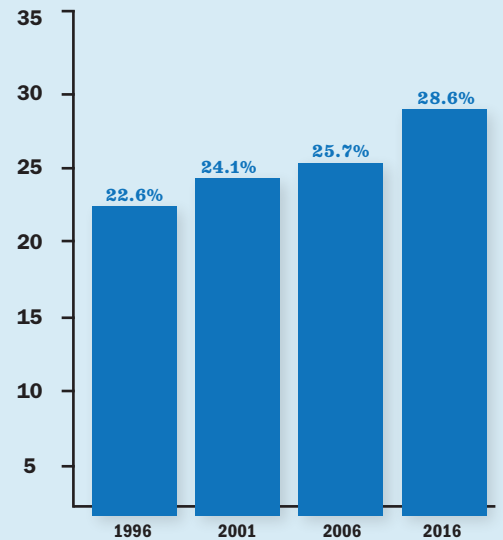
Women: \$41,554
(1.99% change from 2015)

Men: \$51,640

Female-to-Male Earnings Ratio



Wives Who Earn More Than Their Husbands



Sources: U.S. Census, National Center for Education Statistics

EDUCATION

Bachelor's Degrees Awarded (2014-2015)

Women: 1,082,265

(57.1% of total)

Men: 812,669

Master's Degrees Awarded (2014-2015)

Women: 452,118

(59.6% of total)

Men: 306,590

Bachelor's Degrees Awarded (2024-2015 — Projected)

Women: 1,190,000

(58.6% of total)

Men: 840,000

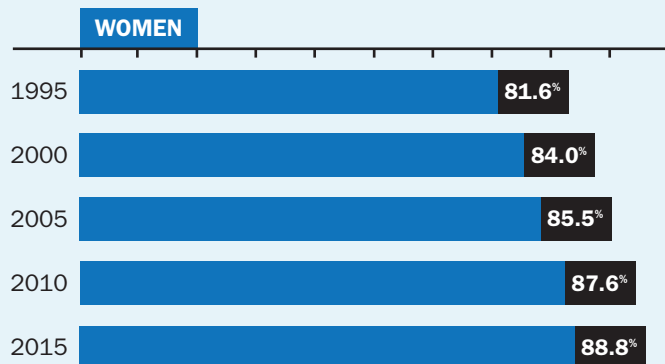
Master's Degrees Awarded (2024-2015 — Projected)

Women: 603,000

(59.2% of total)

Men: 416,000

Percentage of population age 25 and over who completed at least high school



Percentage of population age 25 and over with at least bachelor's degree

